



# THOUSAND ISLANDS PLAYHOUSE VISUAL GUIDE / SOCIAL STORY

FOR PLAYS AT

**THE SPRINGER THEATRE**

690 CHARLES STREET SOUTH  
GANANOQUE, ONTARIO  
CANADA

## Welcome to the Thousand Islands Playhouse!

This visual guide was created to help you prepare for the play you will be attending.

Relaxed Performances are for anyone who would like a gentler approach to performance. Anyone living on the autism spectrum, and/or with developmental and/or learning delays or disabilities, anxiety, and anyone who feels a more relaxed atmosphere will make their visit to the Playhouse more enjoyable and approachable.



## The Thousand Islands Playhouse

I am going to see a play at the  
Thousand Islands Playhouse.

There are two theatres here.





## The Theatres

The Firehall Theatre can be seen from the street.

The Springer Theatre is next to the water.

I am going to see a play at the Springer Theatre.



## Getting Here

I can walk, take a tour bus, a boat, or our personal family vehicle to the play.





## Parking

We can park along any of the side streets around the Thousand Islands Playhouse, or we can park at the overflow lot on William St.

In the lot outside of the Firehall Theatre, we have wheelchair accessible parking spots.



Parking on the side streets



Parking in the overflow lot

## The Box Office

The Box Office is where I can pick up my ticket for the play.

I will give the person working at the Box Office my name and they will have my ticket ready for me.

If my family already has our tickets, we do not need to stop at the Box Office.






## My Ticket

Everyone needs a ticket to enter the theatre.

My ticket tells me where to sit in the theatre to see the play.





## The Springer Theatre

Once we have arrived, I can proceed to the Lobby of the Springer Theatre.

To get there, I will need to walk down this hill to get to the theatre.

If walking is hard for me, one of the Front of House staff, also called ushers, can drive me down in the golf cart.

There is a wheel-chair accessible entrance to the theatre on the east side of the building.



## Golf Cart

If I take the golf cart, I will remember to hold on while the cart is moving and to wait until the driver tells me it is safe to get off.






## Deck Stairs

The Lobby is downstairs on the lower level.

To get between the floors I can take the stairs.

When I take the stairs, I will walk slowly and carefully and hold on to the handrail.



## The Lobby

Before the play, everyone waits in the lobby or outside until the theatre is open.

The lobby may be busy and crowded, but I can walk to a quieter place if needed or I can go outside.





## The River

The theatre faces the  
St. Lawrence River.

I can look at and listen to the river.

I will not jump in the river. Today is  
not for swimming. Today I will go  
see a play.



## The Bell

When the theatre opens an usher will ring a bell.

If the bell is too loud I can cover my ears.






## Ushers

The usher is a friendly helper who will direct me to my seat or the washrooms.

All ushers at the play are there to help me and everyone else at the theatre.



## Assigned Seats

All seats are assigned, which means my seat is just for me.

On my ticket there will be a letter for the row I am sitting in and a number for my seat.

I will sit next to my family, but I may also sit next to someone I do not know. They are also here to see the play.





## Seating

The seats at the front of the theatre are lower than those at the back.

I will use the stairs to get to my seat.

I will be able to see and hear the play no matter where my seat is.



## The Stage

At the front of all the seats is the stage.

I can walk towards the stage, but I cannot touch the stage or go up onto the stage.

The stage is where the play will be performed.





## Time to Begin

When it is time for the play to begin, the lights where I am sitting will dim, but not go out.

I can tell the play is starting because the stage lights will come on and the actors will walk on stage.

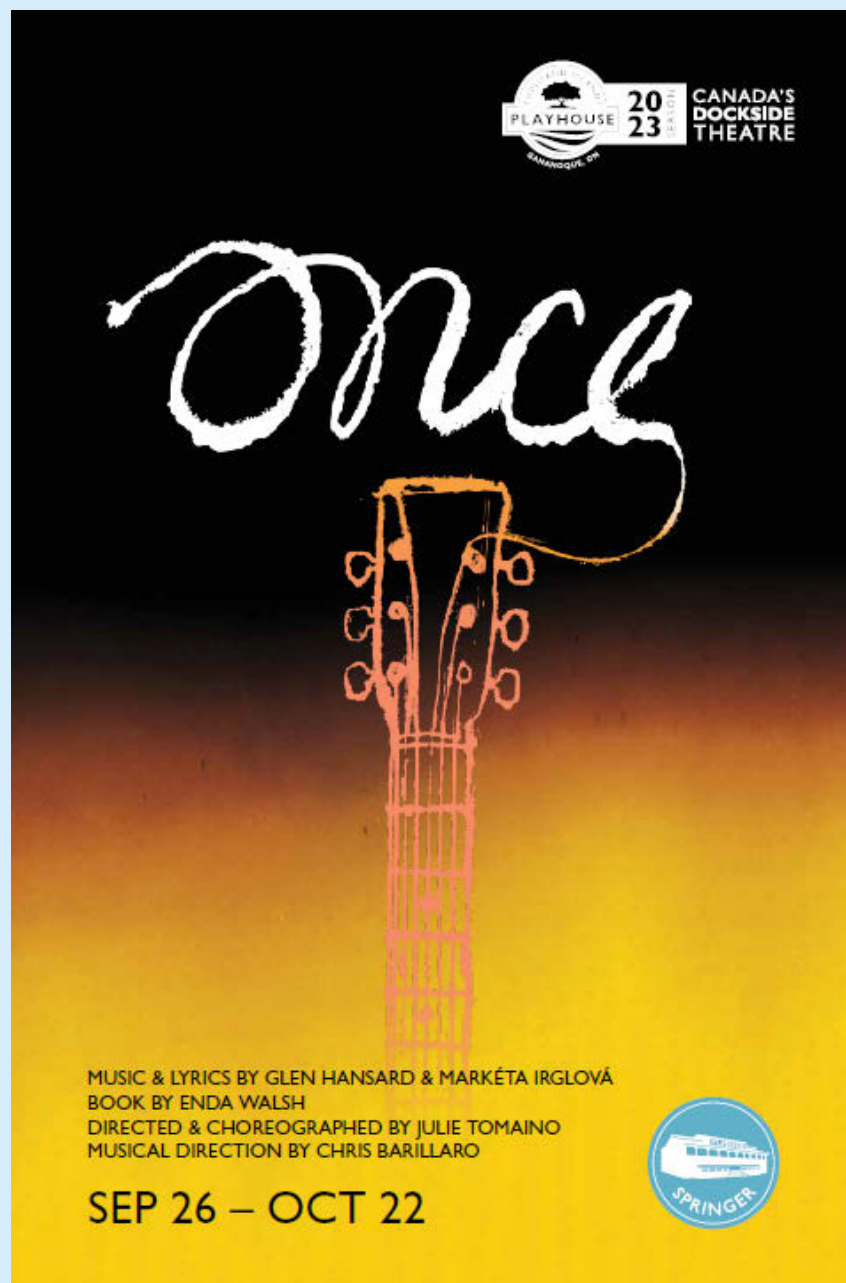


## The Playbill

The actors are all playing parts, or roles, today.

Their real names are listed in the playbill.

My family can read the playbill to learn more.





## During the Play

During the play, I can sit in my seat and watch the play. I can also dance in my seat.

If the play is too loud or feels too close to me, I can go outside and take a break.



## During the Play

If the play is too loud, I can go into the lobby or out onto the deck for a body break.

I won't be able to see or hear the play from the lobby or the deck.





## Washrooms

If I need to use the washroom during the play, I can leave the theatre at any time.

Our seats will be saved for us when we come back.



## Accessible Washroom

There is one accessible/family washroom inside the Springer Theatre auditorium.

An usher can show me where that is if I need it.





## Washrooms

To get to the men's and women's washrooms I will need to go downstairs.

An usher will show me the way.

We will choose the washroom we are comfortable using and go to that one.




## Washrooms

The women's washroom has  
toilets in stalls for me to use.

The men's washroom has both  
toilets in stalls and urinals.

There are sinks in both  
washrooms where I can wash  
my hands.





## Back to the Play

When I am finished in the washroom an usher will take me back to my seat.

The play does not stop when I go to the washroom, so I will miss part of the play, but that is okay, I can catch up!



## Intermission

An intermission is a break for the actors, crew, and audience.

I can leave my seat, go to the lobby, buy a snack or drink, or just hang out in my seat.

An usher will let us know when the play is about to start again.





## Clapping

There might be music and singing in the play.

I can clap at the end of a song if I like it.

If it is too loud I can cover my ears or put on my sound dampening headphones.



## The End of the Play

I will know it is the end of the play because the actors will bow.

I can clap during the bows to show them how much I enjoyed the play.

I can also say “Bravo!” and stand up if I choose.

When the lights come back up, it is time to leave.





## Thank you!

We hope you enjoy your day  
at the Thousand Islands  
Playhouse





## **Visual Venue Guide created by:**

Rachel Marks - Relaxed Performance Consultant

Sophia Fabiilli - Associate Artistic Director, Thousand Islands Playhouse

## **Photo credits:**

Playhouse at night, Stephen Wild (pg. 3)

*Anne of Green Gables*, Randy deKleine-Stimpson (pg. 18)

Crowd Photo, Randy deKleine-Stimpson (pg. 21)

*Million Dollar Quartet*, Stephen Wild (pg. 30)

*Anne of Green Gables*, Randy deKleine-Stimpson (pg. 31)